

Energy Modeling Resources

Schedules of Usage by End-Use Title 24, 2013

0.8.27.2018



REDCAR
ANALYTICS

Red Car Analytics

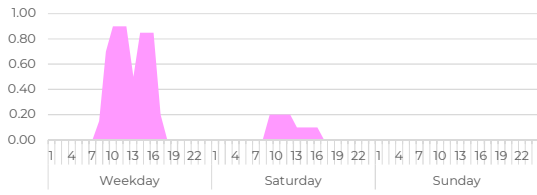
Santa Rosa, California

www.redcaranalytics.com

Title 24, 2013 Appendix

Building: Warehouse, Occupancy

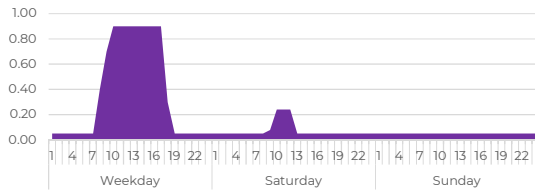
1769 FTE hours



WD 251
Sat 52
Sun 52
Hol 10

Building: Warehouse, Receptacle

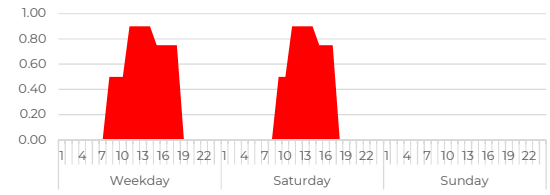
1769 FTE hours



WD 251
Sat 52
Sun 52
Hol 10

Building: Warehouse, Gas Equip

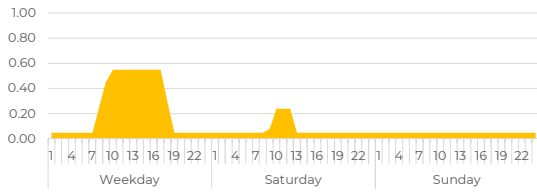
2389 FTE hours



WD 251
Sat 52
Sun 52
Hol 10

Building: Warehouse, Lights

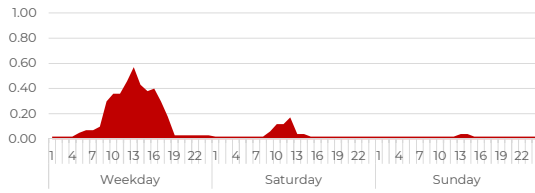
1687 FTE hours



WD 251
Sat 52
Sun 52
Hol 10

Building: Warehouse, Service Hot Water


1156 FTE hours



WD 251
Sat 52
Sun 52
Hol 10

Building: Warehouse, Elevator

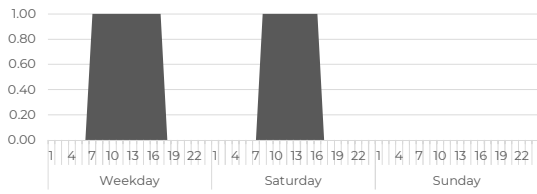
176 FTE hours



WD 251
Sat 52
Sun 52
Hol 10

Building: Warehouse, HVAC Avail

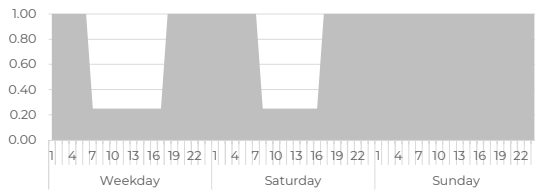
3229 FTE hours



WD 251
Sat 52
Sun 52
Hol 10

Building: Warehouse, Infiltration

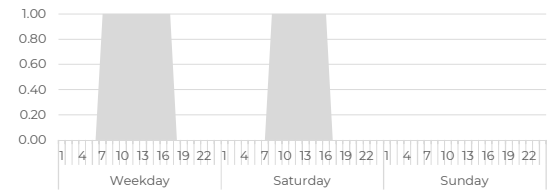
6338 FTE hours



WD 251
Sat 52
Sun 52
Hol 10

Building: Warehouse, Escalator

3229 FTE hours

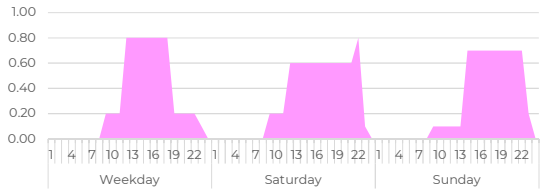


WD 251
Sat 52
Sun 52
Hol 10

Title 24, 2013 Appendix

Building: Assembly, Occupancy

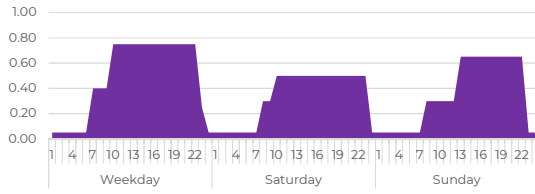
2606 FTE hours



WD 251
Sat 52
Sun 52
Hol 10

Building: Assembly, Receptacle

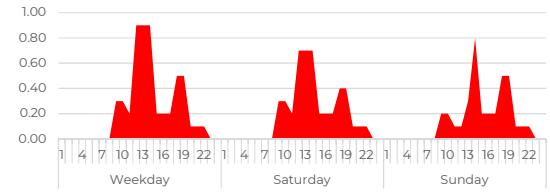
2606 FTE hours



WD 251
Sat 52
Sun 52
Hol 10

Building: Assembly, Gas Equip

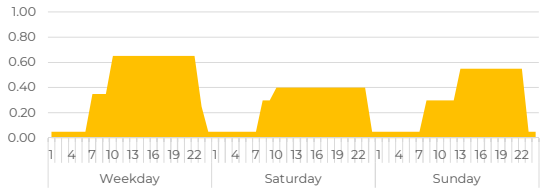
1818 FTE hours



WD 251
Sat 52
Sun 52
Hol 10

Building: Assembly, Lights

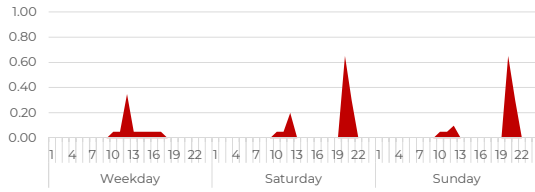
3340 FTE hours



WD 251
Sat 52
Sun 52
Hol 10

Building: Assembly, Service Hot Water

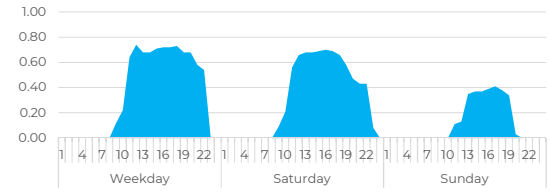
312 FTE hours



WD 251
Sat 52
Sun 52
Hol 10

Building: Assembly, Elevator

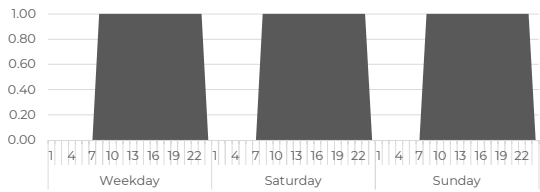
2693 FTE hours



WD 251
Sat 52
Sun 52
Hol 10

Building: Assembly, HVAC Avail

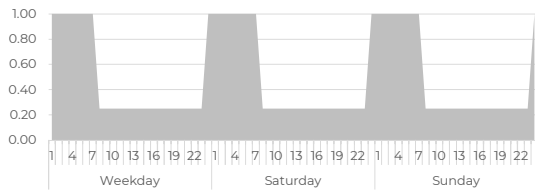
5840 FTE hours



WD 251
Sat 52
Sun 52
Hol 10

Building: Assembly, Infiltration

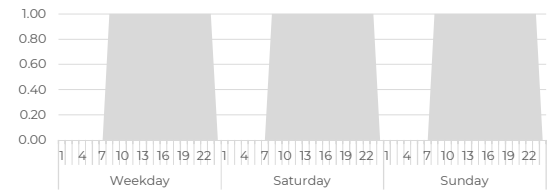
4380 FTE hours



WD 251
Sat 52
Sun 52
Hol 10

Building: Assembly, Escalator

5840 FTE hours

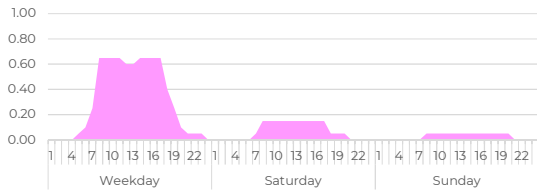


WD 251
Sat 52
Sun 52
Hol 10

Title 24, 2013 Appendix

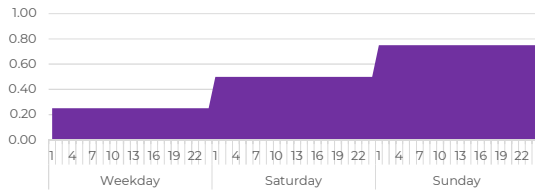
Building: Data, Occupancy

2061 FTE hours



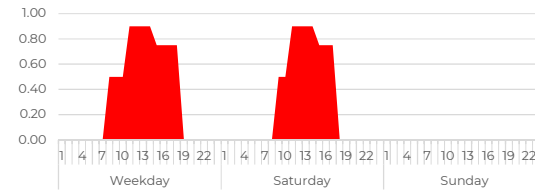
Building: Data, Receptacle

2061 FTE hours



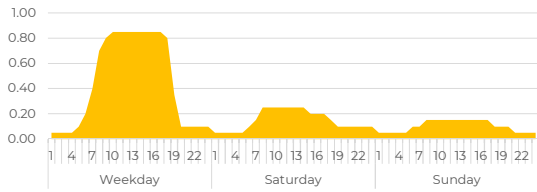
Building: Data, Gas Equip

2389 FTE hours



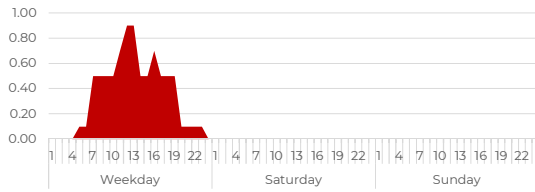
Building: Data, Lights

3062 FTE hours




Building: Data, Service Hot Water

2083 FTE hours




Building: Data, Elevator

0 FTE hours



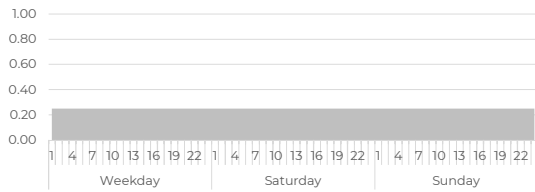
Building: Data, HVAC Avail

8760 FTE hours



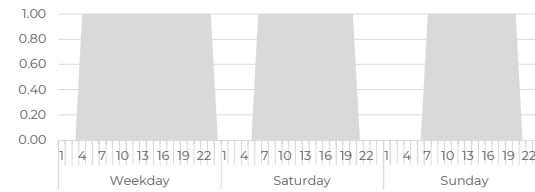
Building: Data, Infiltration

2190 FTE hours



Building: Data, Escalator

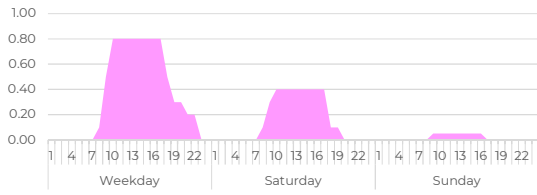
6668 FTE hours



Title 24, 2013 Appendix

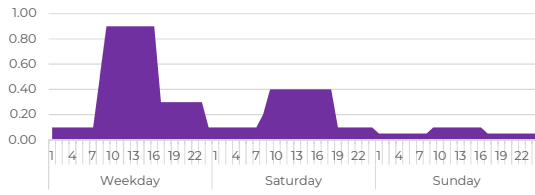
Building: Health, Occupancy

2356 FTE hours



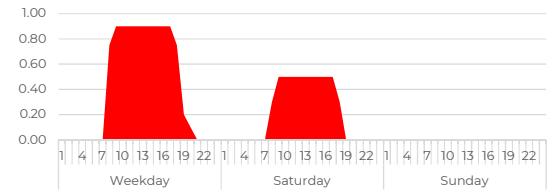
Building: Health, Receptacle

2356 FTE hours



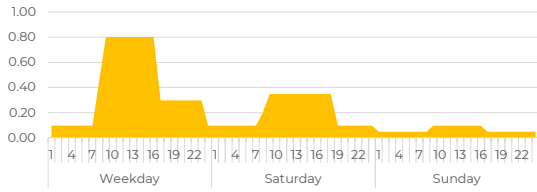
Building: Health, Gas Equip

2750 FTE hours



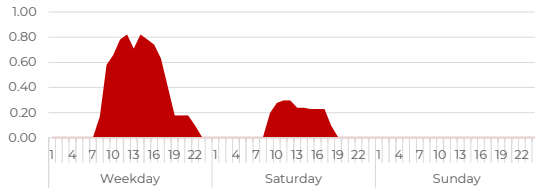
Building: Health, Lights

2806 FTE hours



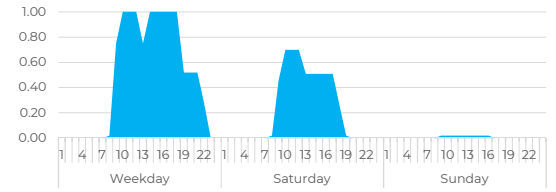
Building: Health, Service Hot Water

2110 FTE hours



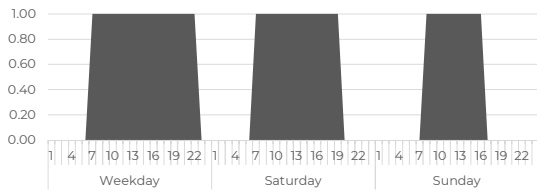
Building: Health, Elevator

3142 FTE hours



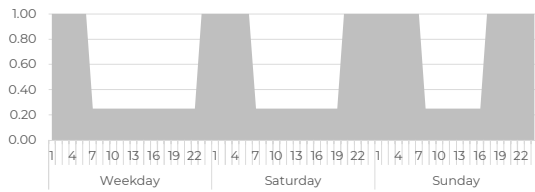
Building: Health, HVAC Avail

5250 FTE hours



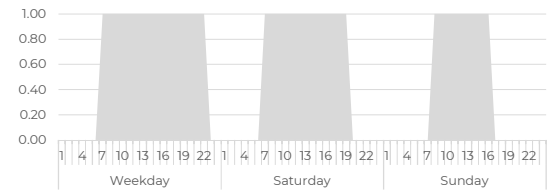
Building: Health, Infiltration

4823 FTE hours



Building: Health, Escalator

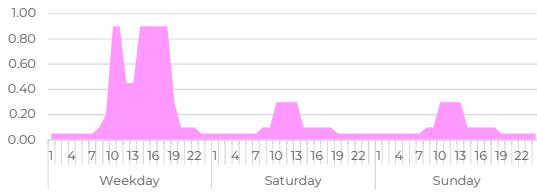
5250 FTE hours



Title 24, 2013 Appendix

Building: Lab, Occupancy

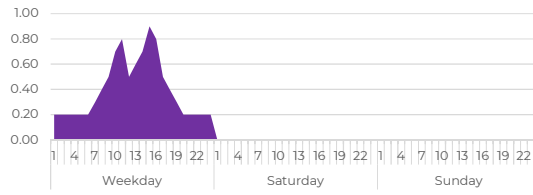
2437 FTE hours



WD 251
Sat 52
Sun 52
Hol 10

Building: Lab, Receptacle

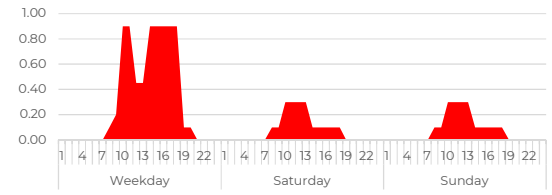
2437 FTE hours



WD 251
Sat 52
Sun 52
Hol 10

Building: Lab, Gas Equip

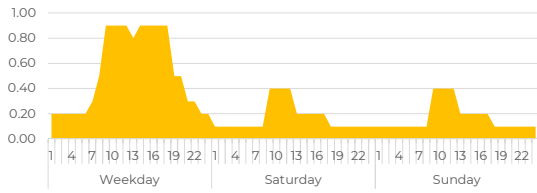
2149 FTE hours



WD 251
Sat 52
Sun 52
Hol 10

Building: Lab, Lights


3705 FTE hours



WD 251
Sat 52
Sun 52
Hol 10

Building: Lab, Exhaust Hood VAV

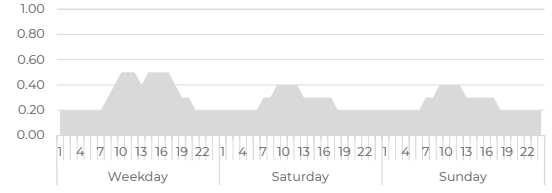
4056 FTE hours



WD 251
Sat 52
Sun 52
Hol 10

Building: Lab, Process Equipment Typical Use

2676 FTE hours



WD 251
Sat 52
Sun 52
Hol 10

Building: Lab, Exhaust Hood CAV


7884 FTE hours



WD 251
Sat 52
Sun 52
Hol 10

Building: Lab, Infiltration


2190 FTE hours



WD 251
Sat 52
Sun 52
Hol 10

Building: Lab, Process Equipment High Use

8760 FTE hours

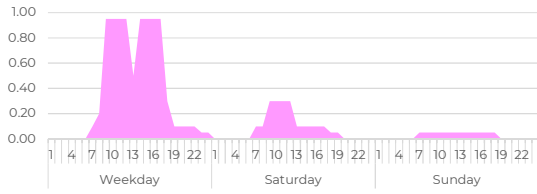


WD 251
Sat 52
Sun 52
Hol 10

Title 24, 2013 Appendix

Building: Manufacturing, Occupancy

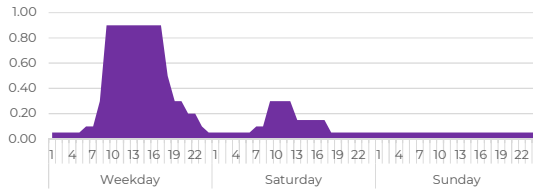
2450 FTE hours



WD 251
Sat 52
Sun 52
Hol 10

Building: Manufacturing, Receptacle

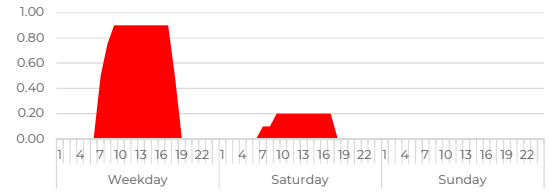
2450 FTE hours



WD 251
Sat 52
Sun 52
Hol 10

Building: Manufacturing, Gas Equip

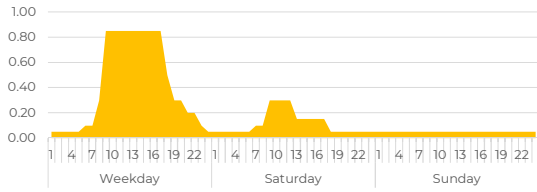
2576 FTE hours



WD 251
Sat 52
Sun 52
Hol 10

Building: Manufacturing, Lights

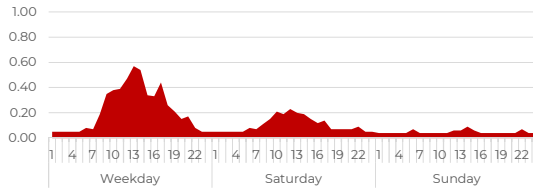
2743 FTE hours



WD 251
Sat 52
Sun 52
Hol 10

Building: Manufacturing, Service Hot Water

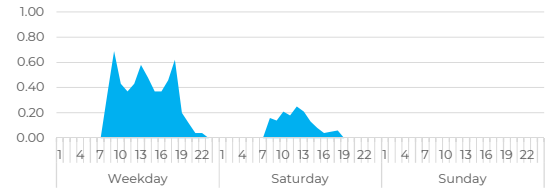
1551 FTE hours



WD 251
Sat 52
Sun 52
Hol 10

Building: Manufacturing, Elevator

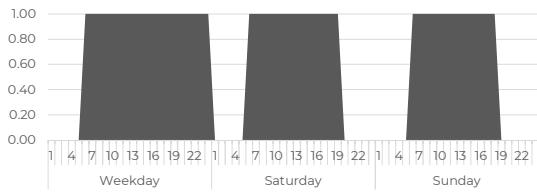
1472 FTE hours



WD 251
Sat 52
Sun 52
Hol 10

Building: Manufacturing, HVAC Avail

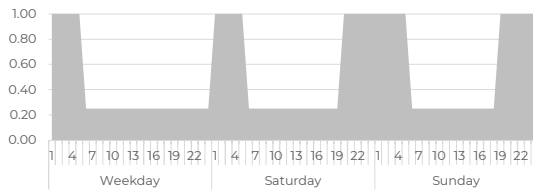
6303 FTE hours



WD 251
Sat 52
Sun 52
Hol 10

Building: Manufacturing, Infiltration

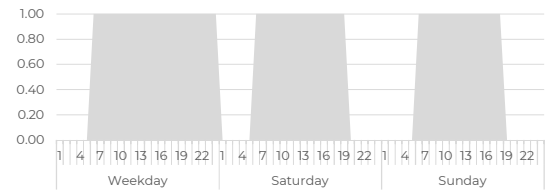
4033 FTE hours



WD 251
Sat 52
Sun 52
Hol 10

Building: Manufacturing, Escalator

6303 FTE hours

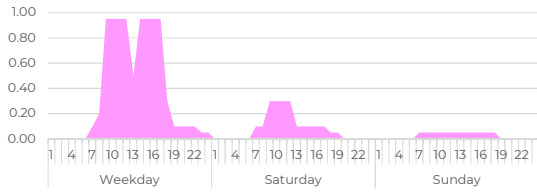


WD 251
Sat 52
Sun 52
Hol 10

Title 24, 2013 Appendix

Building: Office, Occupancy

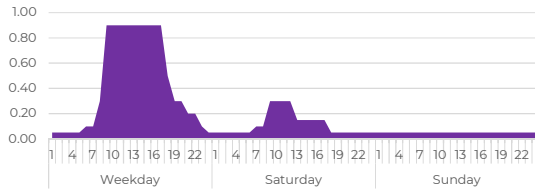
2450 FTE hours



WD 251
Sat 52
Sun 52
Hol 10

Building: Office, Receptacle

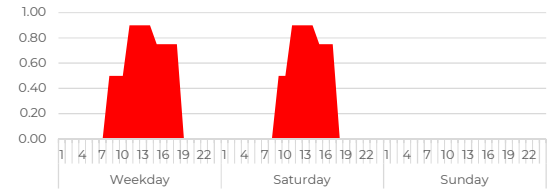
2450 FTE hours



WD 251
Sat 52
Sun 52
Hol 10

Building: Office, Gas Equip

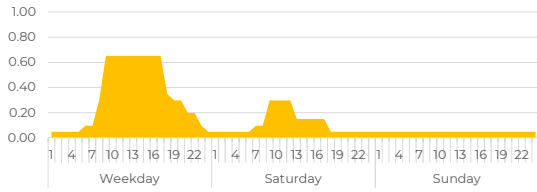
2389 FTE hours



WD 251
Sat 52
Sun 52
Hol 10

Building: Office, Lights

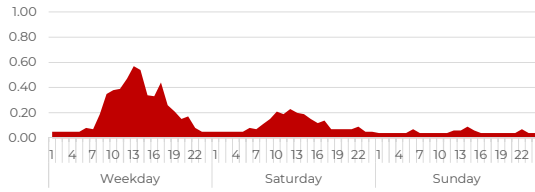
2253 FTE hours



WD 251
Sat 52
Sun 52
Hol 10

Building: Office, Service Hot Water

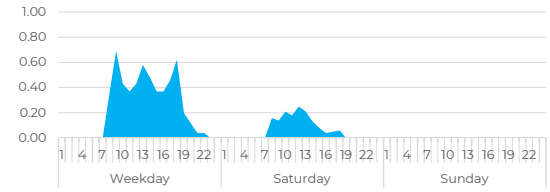
1551 FTE hours



WD 251
Sat 52
Sun 52
Hol 10

Building: Office, Elevator

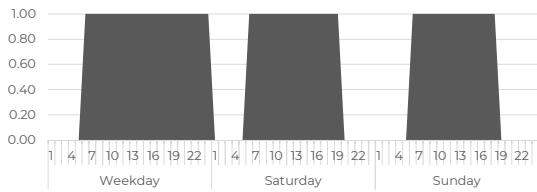
1472 FTE hours



WD 251
Sat 52
Sun 52
Hol 10

Building: Office, HVAC Avail

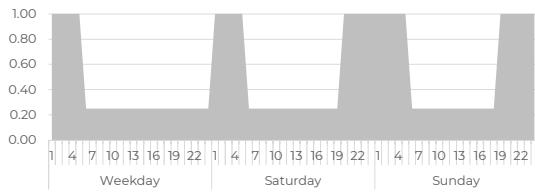
6303 FTE hours



WD 251
Sat 52
Sun 52
Hol 10

Building: Office, Infiltration

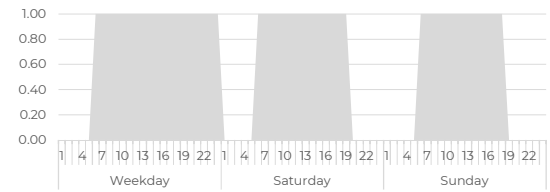
4033 FTE hours



WD 251
Sat 52
Sun 52
Hol 10

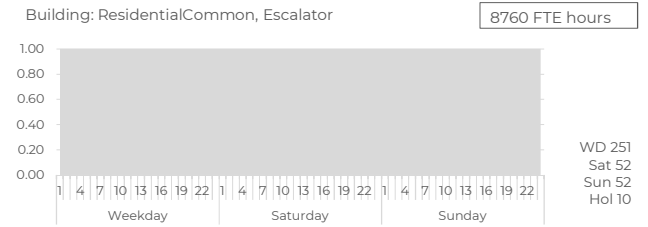
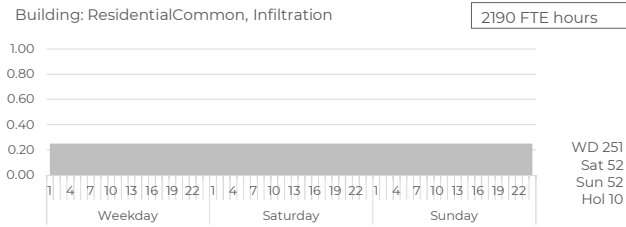
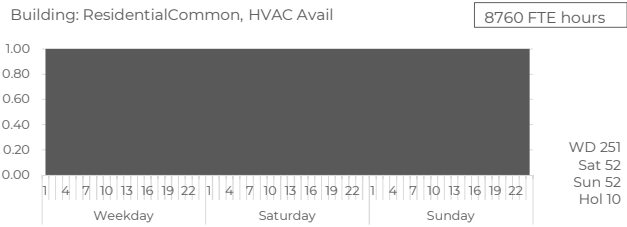
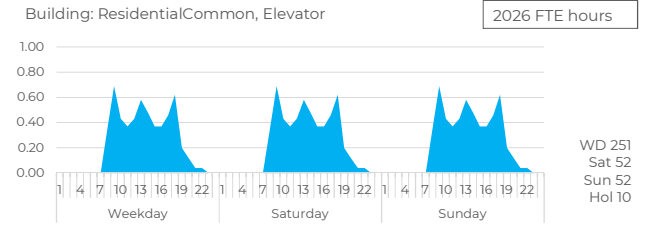
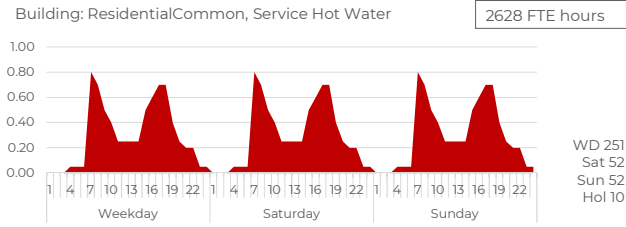
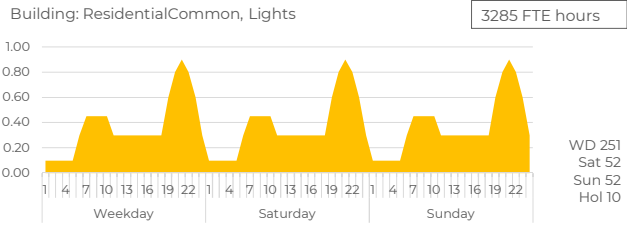
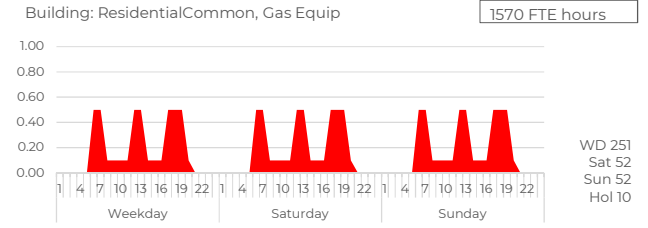
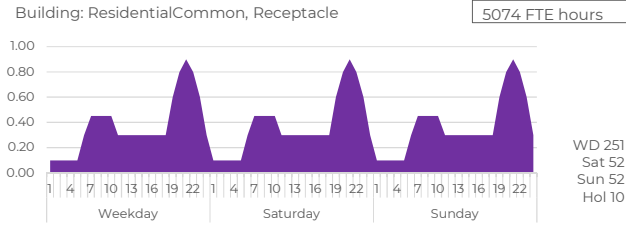
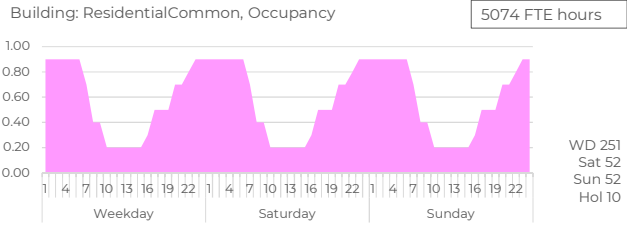
Building: Office, Escalator

6303 FTE hours



WD 251
Sat 52
Sun 52
Hol 10

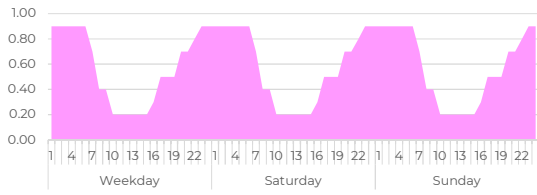
Title 24, 2013 Appendix



Title 24, 2013 Appendix

Building: ResidentialLiving, Occupancy

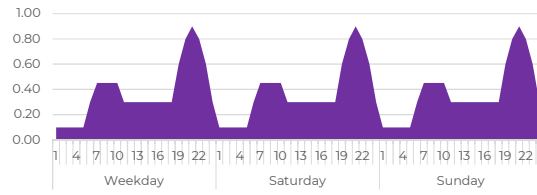
5074 FTE hours



WD 251
Sat 52
Sun 52
Hol 10

Building: ResidentialLiving, Receptacle

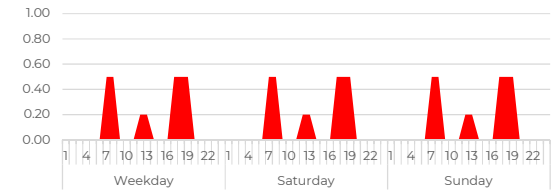
5074 FTE hours



WD 251
Sat 52
Sun 52
Hol 10

Building: ResidentialLiving, Gas Equip

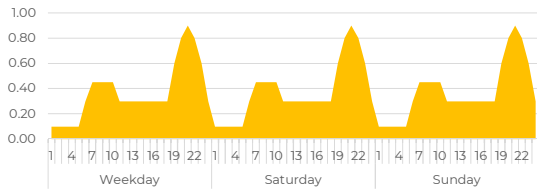
1059 FTE hours



WD 251
Sat 52
Sun 52
Hol 10

Building: ResidentialLiving, Lights

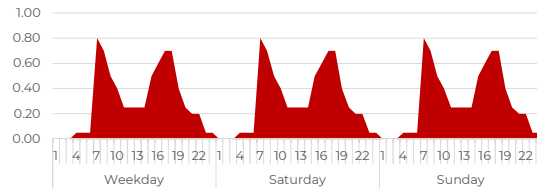
3285 FTE hours



WD 251
Sat 52
Sun 52
Hol 10

Building: ResidentialLiving, Service Hot Water

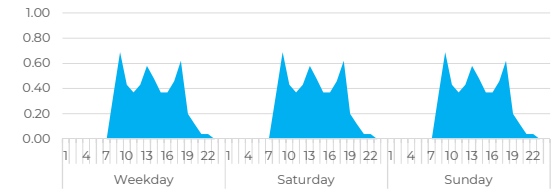
2628 FTE hours



WD 251
Sat 52
Sun 52
Hol 10

Building: ResidentialLiving, Elevator


2026 FTE hours



WD 251
Sat 52
Sun 52
Hol 10

Building: ResidentialLiving, HVAC Avail

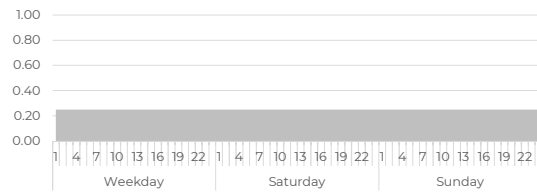
8760 FTE hours



WD 251
Sat 52
Sun 52
Hol 10

Building: ResidentialLiving, Infiltration


2190 FTE hours



WD 251
Sat 52
Sun 52
Hol 10

Building: ResidentialLiving, Escalator

8760 FTE hours

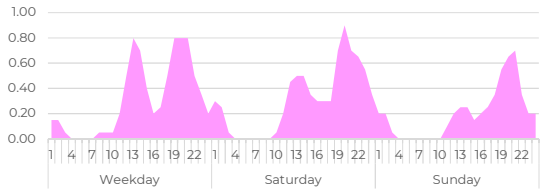


WD 251
Sat 52
Sun 52
Hol 10

Title 24, 2013 Appendix

Building: Restaurant, Occupancy

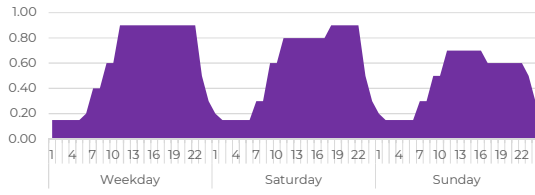
2568 FTE hours



WD 251
Sat 52
Sun 52
Hol 10

Building: Restaurant, Receptacle

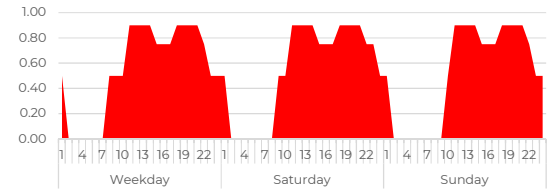
2568 FTE hours



WD 251
Sat 52
Sun 52
Hol 10

Building: Restaurant, Gas Equip

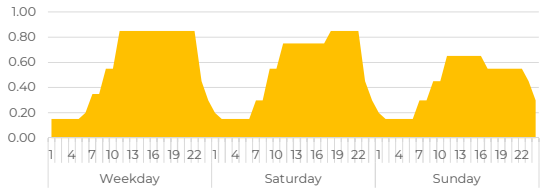
4743 FTE hours



WD 251
Sat 52
Sun 52
Hol 10

Building: Restaurant, Lights

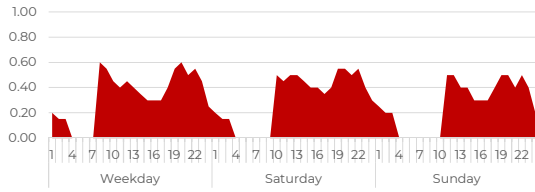
4754 FTE hours



WD 251
Sat 52
Sun 52
Hol 10

Building: Restaurant, Service Hot Water

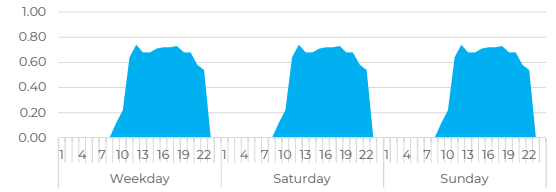
2750 FTE hours



WD 251
Sat 52
Sun 52
Hol 10

Building: Restaurant, Elevator

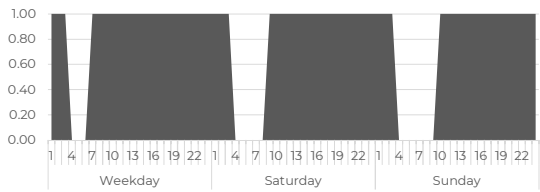
3081 FTE hours



WD 251
Sat 52
Sun 52
Hol 10

Building: Restaurant, HVAC Avail

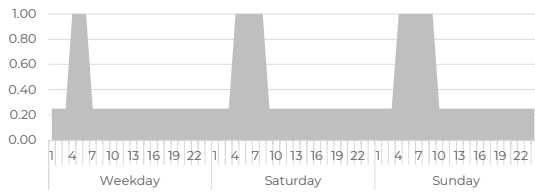
7375 FTE hours



WD 251
Sat 52
Sun 52
Hol 10

Building: Restaurant, Infiltration

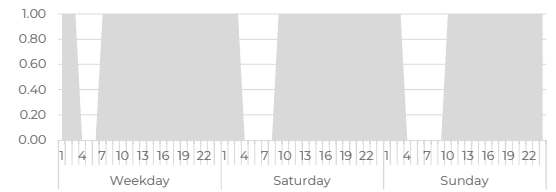
3229 FTE hours



WD 251
Sat 52
Sun 52
Hol 10

Building: Restaurant, Escalator

7375 FTE hours

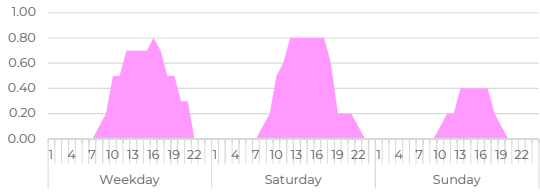


WD 251
Sat 52
Sun 52
Hol 10

Title 24, 2013 Appendix

Building: Retail, Occupancy

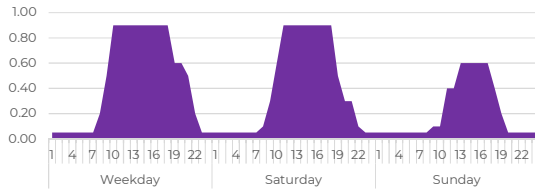
2371 FTE hours



WD 251
Sat 52
Sun 52
Hol 10

Building: Retail, Receptacle

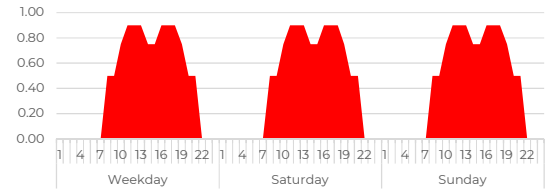
2371 FTE hours



WD 251
Sat 52
Sun 52
Hol 10

Building: Retail, Gas Equip

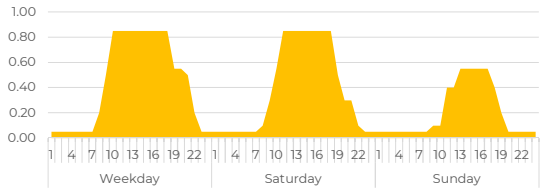
3796 FTE hours



WD 251
Sat 52
Sun 52
Hol 10

Building: Retail, Lights

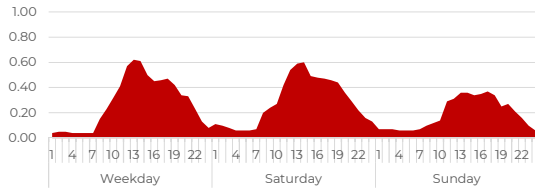
3459 FTE hours



WD 251
Sat 52
Sun 52
Hol 10

Building: Retail, Service Hot Water

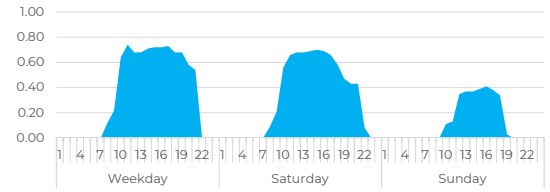
2305 FTE hours



WD 251
Sat 52
Sun 52
Hol 10

Building: Retail, Elevator

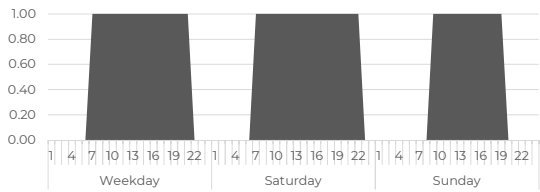
2693 FTE hours



WD 251
Sat 52
Sun 52
Hol 10

Building: Retail, HVAC Avail

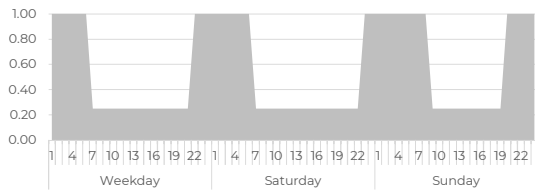
5279 FTE hours



WD 251
Sat 52
Sun 52
Hol 10

Building: Retail, Infiltration

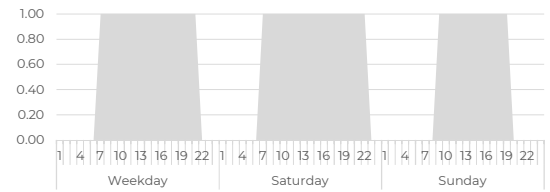
4801 FTE hours



WD 251
Sat 52
Sun 52
Hol 10

Building: Retail, Escalator

5279 FTE hours

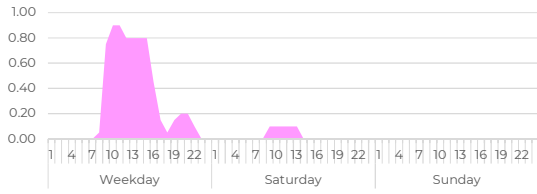


WD 251
Sat 52
Sun 52
Hol 10

Title 24, 2013 Appendix

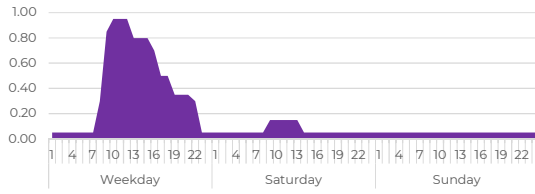
Building: School, Occupancy

1808 FTE hours




Building: School, Receptacle

1808 FTE hours



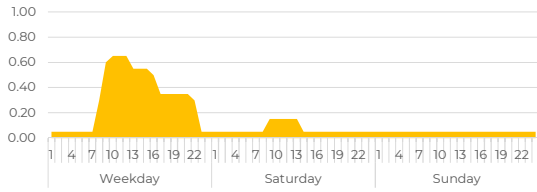
Building: School, Gas Equip

1117 FTE hours



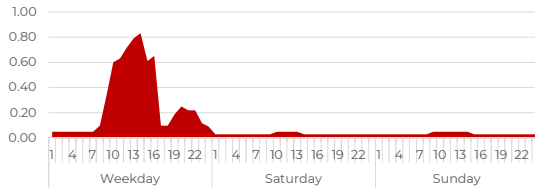
Building: School, Lights

2045 FTE hours




Building: School, Service Hot Water

1828 FTE hours



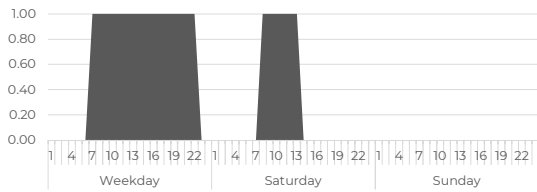
Building: School, Elevator

565 FTE hours



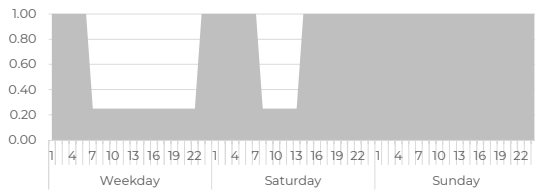
Building: School, HVAC Avail

4328 FTE hours



Building: School, Infiltration

5514 FTE hours



Building: School, Escalator

4328 FTE hours

